

## Lecture 19

### Color & Weave

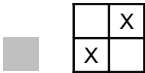
*Representation of color and weave effect continuous line, hound's -tooth, bird's-eye*

#### Continuous Line

Simple continuous lines can be made by adding color to simple plain weave.

##### Plain Weave Horizontal Lines:

\$2 \$0 \$A \$1 - 4



##### Plain Weave Vertical Lines:

\$1 \$0 \$A \$1 - 4


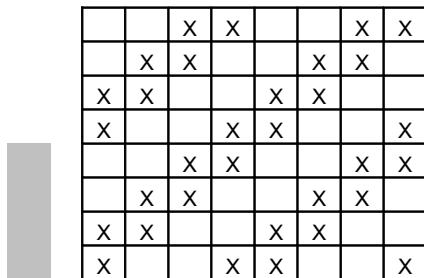


#### Hound's Tooth

This design is generally made on a 2/2 twill.

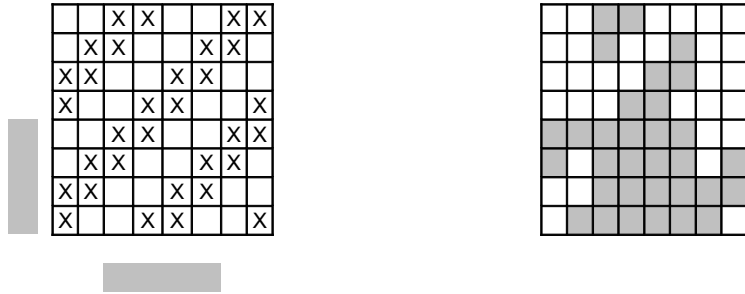
##### Hound's tooth 1:

\$3C0 \$000 \$A64 \$B30 \$998 \$8CC \$264 \$330 \$198 \$0CC - 10



##### Hound's tooth 2:

\$0F0 \$000 \$A64 \$B30 \$998 \$8CC \$264 \$330 \$198 \$0CC - 10



### Bird's Eye

This is generally made by creating some kinds of spots through color effect.

